GARDEN DETECTIVES · PICTURE A

Take a good look...

1

Something cheeky has happened to this picture from the book. Put this page beside picture B on page 2. Can you spot all six changes?

Your detective mission: search the sky, the house and the garden. Circle each change on picture B. Check the answer sheet only when you're ready!

Free for families & classrooms · Please don't sell

GARDEN DETECTIVES · PICTURE B

2

Six things have changed!

Compare this picture with picture A on page 1. Circle six differences here. Work together, or take turns to find one each.

FOUND IT! ○ ○ ○ ○ ○ ○

One tick for each discovery.

A BIGGER CHALLENGE · PENCIL AT THE READY

3

Dribble past the dads!

Help the boys take the ball from START to GOAL. Stay between the hedges and turn back if a dad blocks your way.



Can you collect all three golden stars?
Draw one continuous dribble to the goal, picking up the stars along the way. No jumping hedges and no sneaking past a dad!
Try with a finger first, then grab a pencil.

Free for families & classrooms · Please don't sell

THE BEST-DRESSED TEAM IN THE GARDEN

Make your dream kit.

4

Jamie loves blue. Callum loves green and white. Your team can wear anything you can imagine!



Stripes? Lightning? A giant duck?

Your team badge



Draw something that makes your team special.

Choose your three team colours.

OUR TEAM NAME _____

MY NUMBER _____ MY BEST MATE'S NUMBER _____

Now invent your team's celebration.
A robot dance? A giant high five? Draw it on the back, or show your best mate how it goes.

YOU'RE THE STORYTELLER

What happens next?

5

The dads think they're going to win. Draw what Jamie and Callum try next, then give your match a brilliant ending.

1 · THE CHALLENGE

2 · THE CLEVER PLAN

Draw the boys' big idea.

3 · THE BIG FINISH

Who scores? What do the dads say?

WHOOSH! **BONK!** **GOOOAL!**

Borrow a sound effect.
Or make up your own!

MY STORY IS CALLED _____

Tell it together: one of you is the commentator. The other does the sound effects. Then swap!

A TABLETOP REMATCH · 2 PLAYERS

6

Race for the Garden Cup!

You need one dice and two small counters. Put both counters on 1. Youngest player kicks off. Follow the numbers through the garden.

ROLL, MOVE, CHEER!
Take turns to roll the dice and move that many spaces. Land on **SUPER PASS**: go forward 2. Land on **DAD BLOCK**: go back 1. Follow just one special square per turn.

FIRST TO 25 SCORES!
You can finish with an exact roll or a bigger one. Everyone does their goal celebration!
Team version: share one counter. Can you reach the goal in 8 turns?

Every goal is better with your best mate cheering.

COLOUR A PICTURE FROM THE BOOK

7

Two best mates.

Jamie, Callum and one very important football. Pick your colours and make this picture your own.

Coloured by: _____

COLOUR A PICTURE FROM THE BOOK

8

Magic scoring slippers!

Dad reckons these slippers can win the match. What colour would YOU make them?

Coloured by: _____

COLOUR A PICTURE FROM THE BOOK

9

Ready for kick-off?

The boys against the dads. Bring their garden football match to life with your pencils.



Coloured by: _____

FOR WHEN YOU NEED A WEE HINT

The secret answer sheet.

10

Keep this page for after the games. Finding your own way is half the fun!

1 & 2. Six differences

1. A fluffy cloud has appeared in the sky.
2. The front door is red instead of turquoise.
3. The garden bench is purple instead of turquoise.
4. The yellow duck has vanished from the pool.
5. The red sweatshirt on the grass is now yellow.
6. The orange cone at the bottom left is missing.

3. The winning dribble

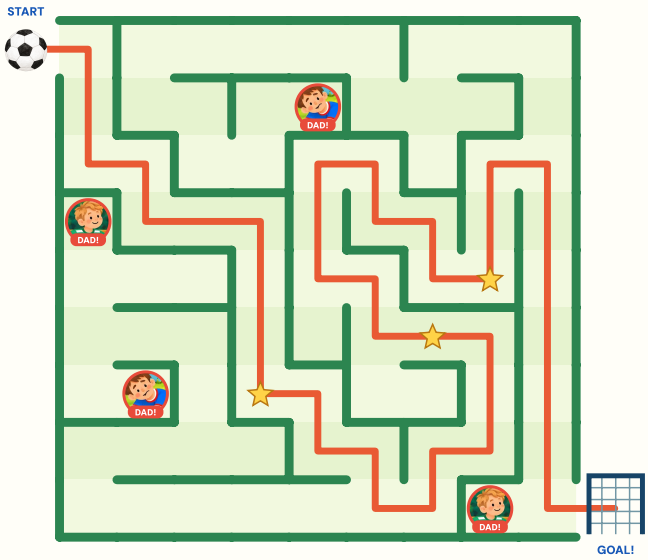

Follow the orange route. It collects all three stars and avoids every dad. This maze has one route from start to goal.

4 & 5. Your ideas win

There's no wrong kit, badge or story ending. Ask your child about their drawings and write down their words if they'd like a hand.

6. A Garden Cup rematch

If a special square moves you onto another special square, stop there. On the next turn, roll as usual. Try the team challenge together after your first match.

Official garden legends!

This pack was played by

_____

Our best bit was

_____